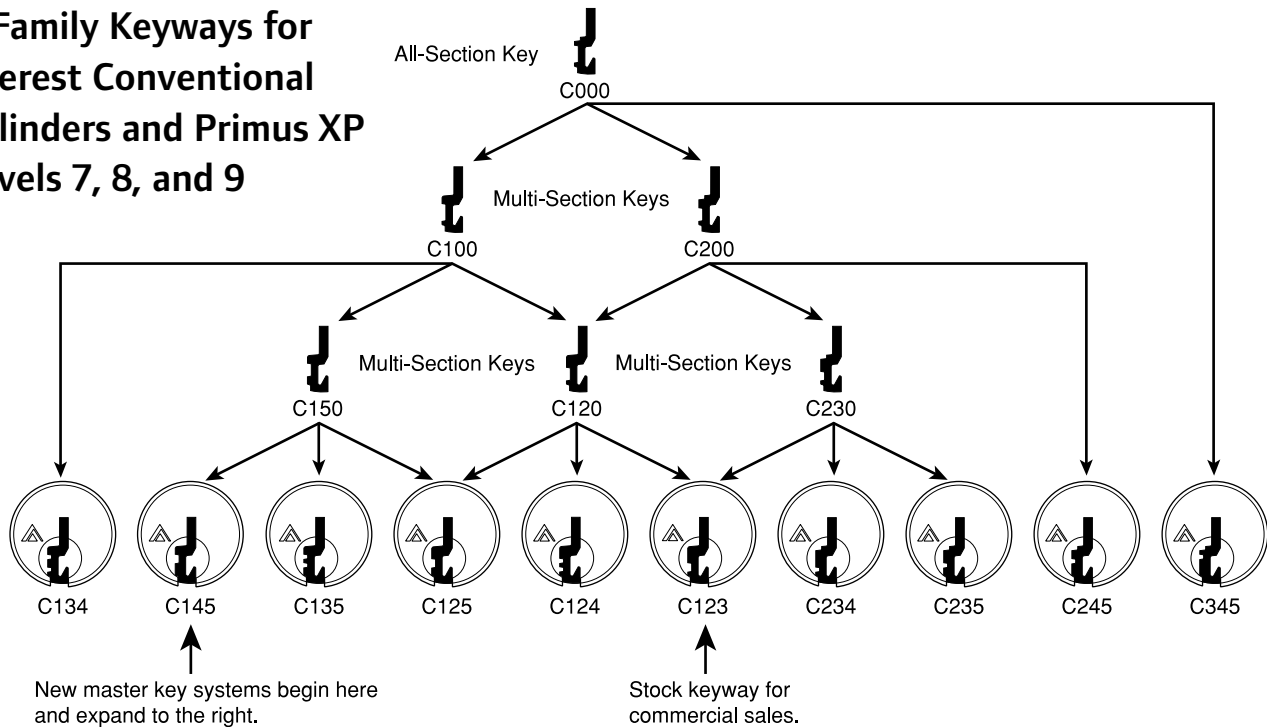


# Everest Keyways for New Key Systems

## C Family Keyways for Everest Conventional Cylinders and Primus XP Levels 7, 8, and 9



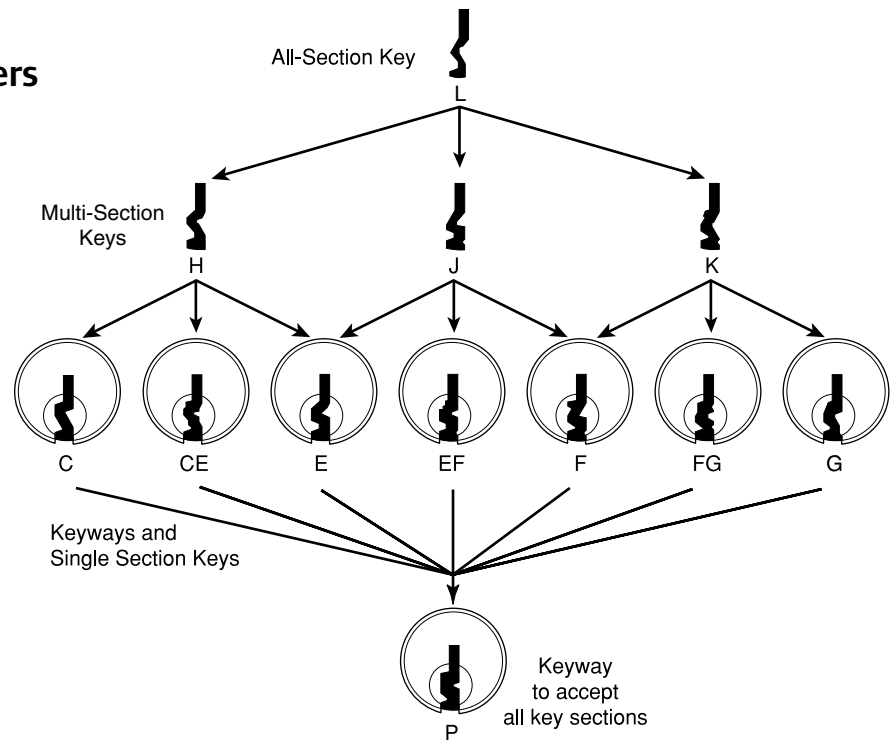
By definition, all Primus XP keys are restricted. Primus XP keys are downward compatible to operate Schlage conventional cylinders with compatible keyways. Key blanks for Schlage Everest conventional cylinders with C Family keyways (above) are openly available to locksmiths and contract hardware dealers, but not normally found in retail stores that duplicate keys.

## D Family Restricted Keyways (not shown)

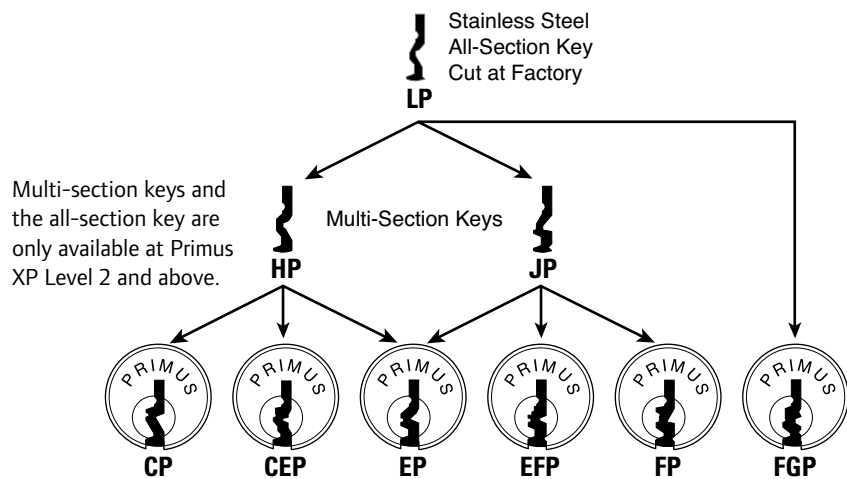
D Family keyways are end-user restricted keyways. They are not stocked by locksmiths or other dealers. Conventional (non-Primus) cylinders with D Family restricted keyways offer economical patent protection but no geographical exclusivity. All orders for D Family keys and blanks require a letter of authorization from the end user. Primus XP cylinders with D Family keyways are only available at Level 9 where product is shipped directly to the end user or a designated agent. Primus XP cylinders add the geographical exclusivity of the side biting as well as the high security features of the finger pin and sidebar mechanism.

# Classic Keyways for Older Key Systems

## Obverse Keyways for Classic Conventional Cylinders



## Obverse Keyways for Classic Primus XP Cylinders Levels 1 Through 4



## Restricted Keyways (not shown)

By definition, all Primus XP keys are restricted. They are downward compatible to operate Schlage conventional cylinders with corresponding keyways. Schlage Classic conventional cylinders may have keyways which are openly available as shown above, or they may be restricted (without patent protection) and require a letter of authorization from the end user. Not all Classic restricted keyways are Primus XP compatible.